

Congestion Crisis Polling Results

JULY 16, 2024

We engaged the team at Ipsos to help us understand what people in the Region think about congestion and if they're altering their behaviours as a result.

They surveyed 1,000 residents, and the results were interesting!

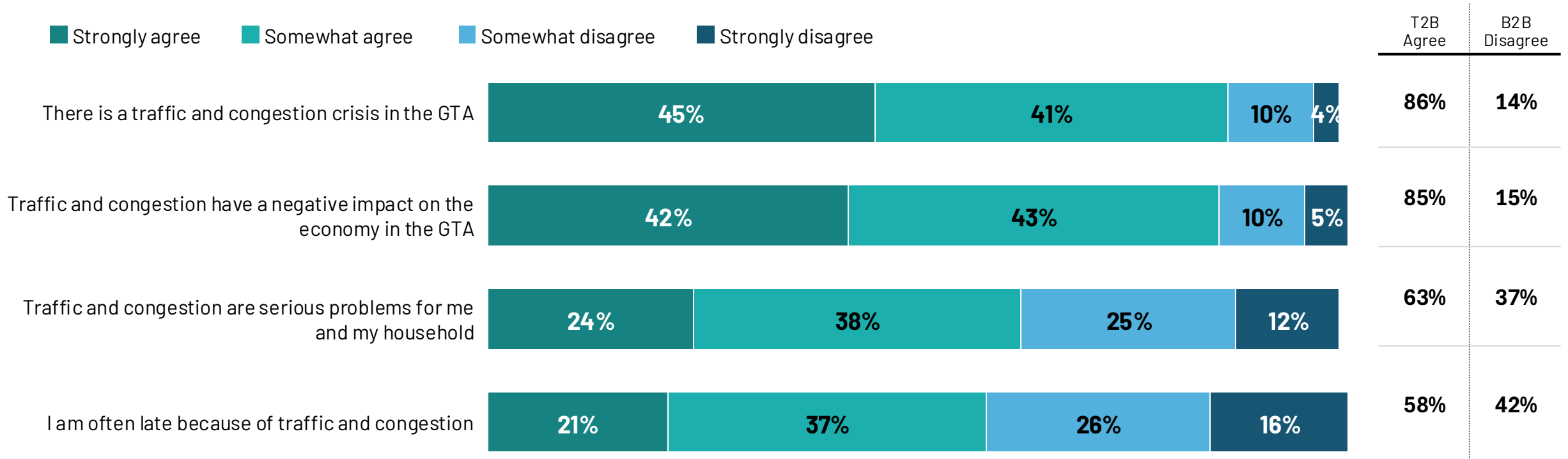
People feel that we have a congestion crisis and recognize that it's having a negative impact on our economy.

86% agree that there is a congestion crisis in the GTHA, 85% say it has negative impacts on the economy

- Those with children in the household (74%) are more likely to see the traffic and congestion as a serious problem for themselves and their household (vs no children, 59%)
- Drivers (89%) are more likely to agree there is a traffic and congestion crisis in the GTHA than non-drivers (82%)

TO WHAT EXTENT DO YOU AGREE OR DISAGREE WITH THE FOLLOWING STATEMENTS ABOUT TRAFFIC AND CONGESTION IN THE GTA?

■ Strongly agree
 ■ Somewhat agree
 ■ Somewhat disagree
 ■ Strongly disagree


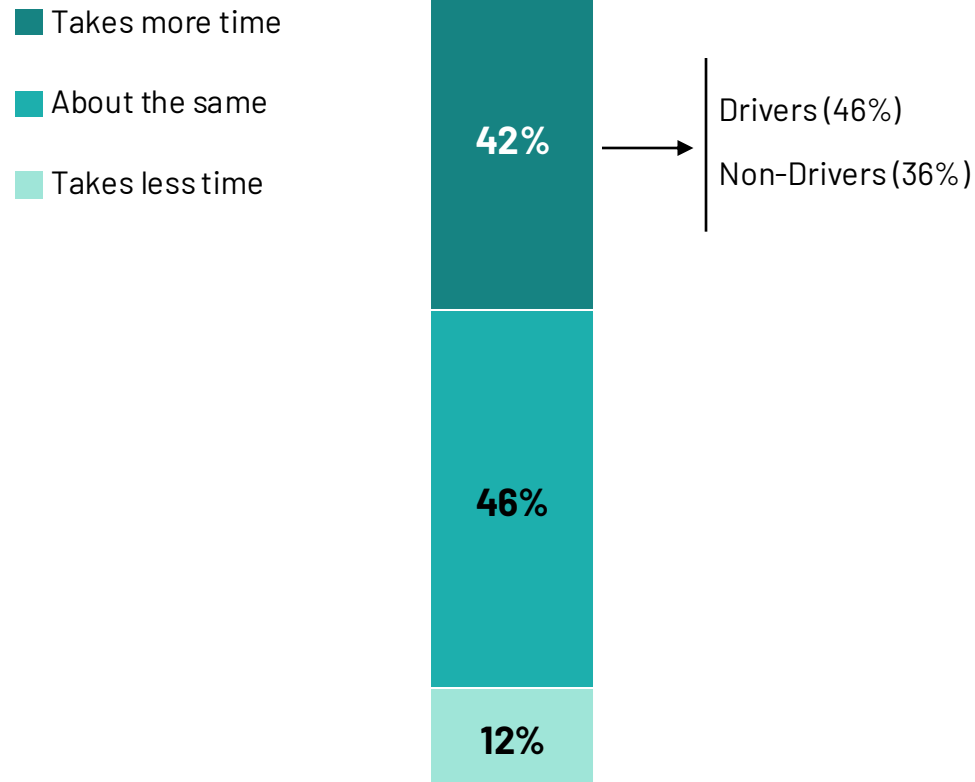


Base: All respondents (n=1000)



42% have said it takes them more time now to commute than a year earlier

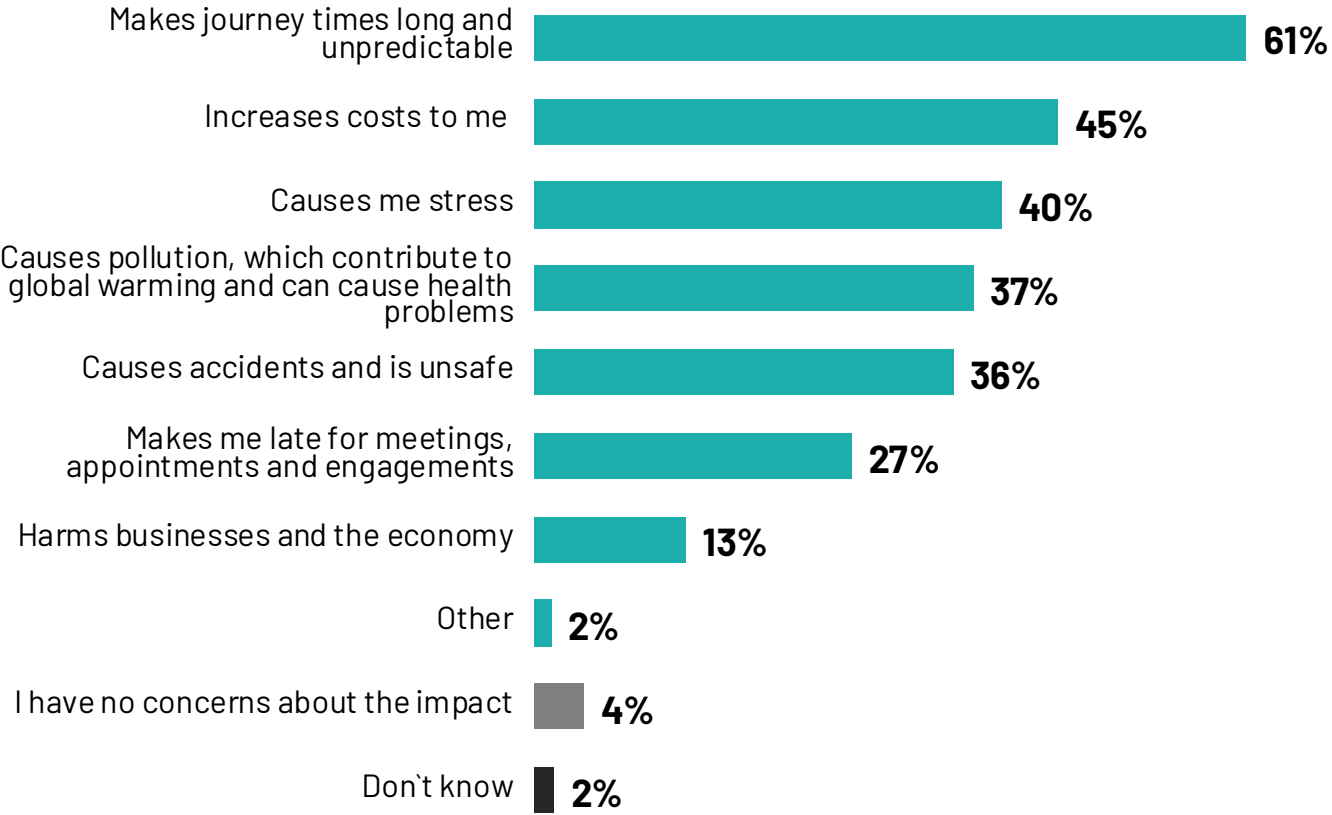
COMPARED TO ONE YEAR AGO, WOULD YOU SAY THAT IT TAKES YOU MORE, LESS, OR ABOUT THE SAME TIME TO GET TO WORK (OR SCHOOL IF STUDENT)?



Base: Those who are employed or students and commute 10 to 120 minutes or more to work (n=556)

Biggest concern for residents is the impact of road and traffic congestion in making journey times long and unpredictable.

WHICH OF THE FOLLOWING, IF ANY, REPRESENT YOUR THREE BIGGEST CONCERNS ABOUT THE IMPACT OF ROAD AND TRAFFIC CONGESTION?



Base: All respondents (n=1000)



This crisis has the potential to drive people out of our region.

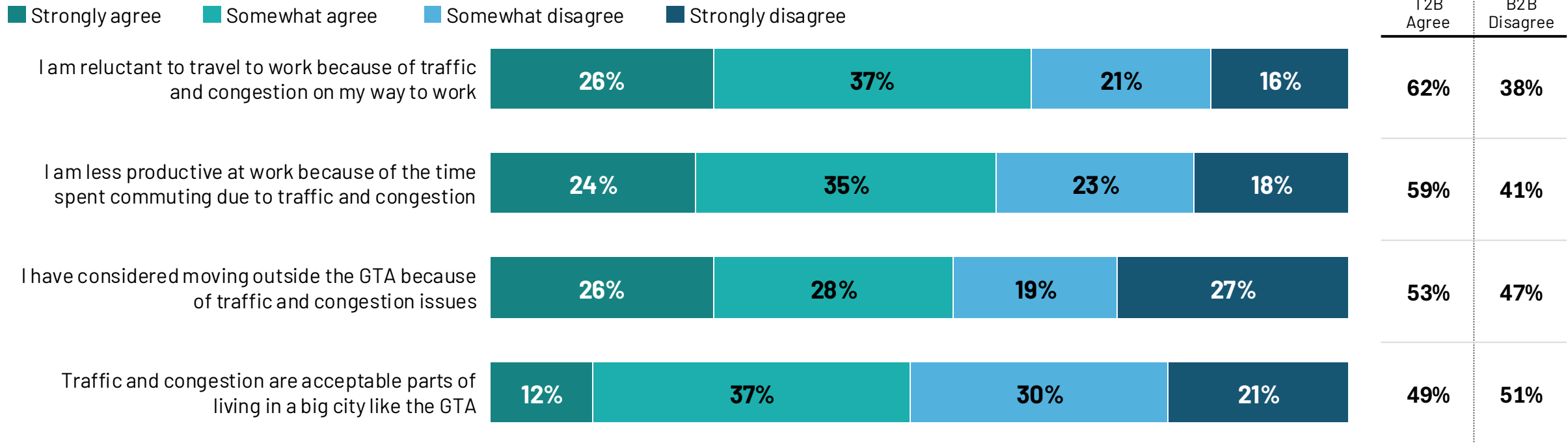
They feel it's harming their productivity.

And they're considering leaving the region.

53% have considered moving out because of congestion, and 62% are reluctant to travel to work because of it.

- Those who find it difficult to get around the GTHA on their daily commute are more likely to say they have considered moving outside the GTHA because of traffic and congestion issues (62%), compared to those who find it easy to get around (47%).
- Non-drivers (57%) are more likely to think that traffic and congestion are acceptable parts of living in a big city like the GTHA than drivers (44%)

TO WHAT EXTENT DO YOU AGREE OR DISAGREE WITH THE FOLLOWING STATEMENTS ABOUT TRAFFIC AND CONGESTION IN THE GTA?



Base: All respondents (n=1000)

And it's worse for workers, students and younger people.

Younger residents and females most impacted by traffic and congestion in the GTHA

| To what extent do you agree or disagree with the following statements about traffic and congestion in the GTA? | Male | Female | 18-34 | 35-54 | 55-99 |
|--|------|--------|-------|-------|-------|
| I have considered moving outside the GTA because of traffic and congestion issues | 52% | 55% | 64% | 54% | 42% |
| I am reluctant to travel to work because of traffic and congestion on my way to work | 60% | 65% | 68% | 62% | 55% |
| I am less productive at work because of the time spent commuting due to traffic and congestion | 56% | 61% | 62% | 60% | 51% |
| I am often late because of traffic and congestion | 52% | 63% | 71% | 57% | 46% |
| Traffic and congestion are acceptable parts of living in a big city like the GTA | 49% | 50% | 53% | 50% | 45% |
| Traffic and congestion are serious problems for me and my household | 59% | 66% | 66% | 67% | 55% |
| Traffic and congestion have a negative impact on the economy in the GTA | 85% | 85% | 80% | 83% | 91% |
| There is a traffic and congestion crisis in the GTA | 85% | 87% | 81% | 86% | 90% |

Base: All respondents (n=1000)

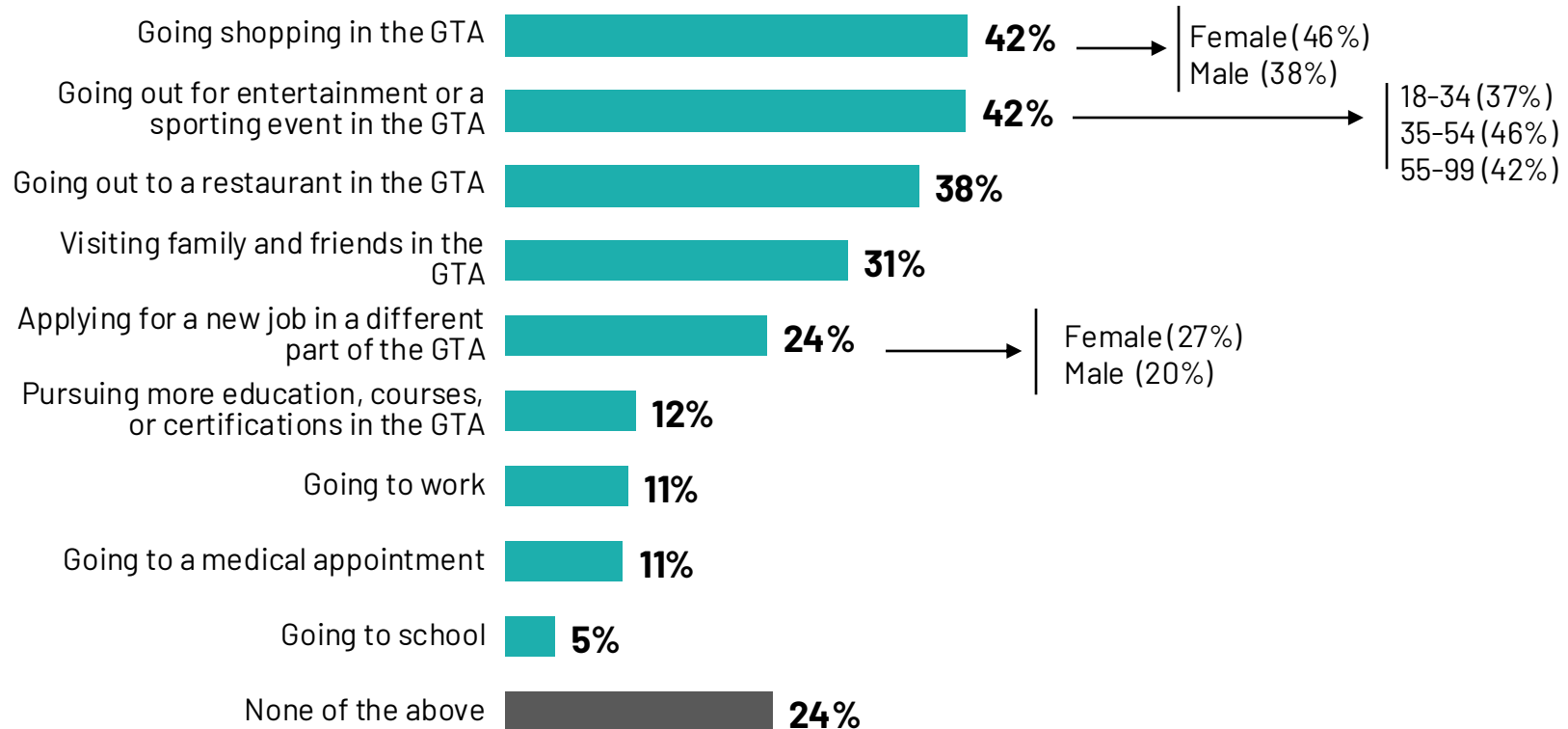
Numbers shown in green are statistically significantly higher than corresponding numbers in black.
Figure exclude don't know and not applicable responses.



Congestion is hurting our businesses.

Shopping, entertainment and going to restaurants are the most avoided activities due to congestion

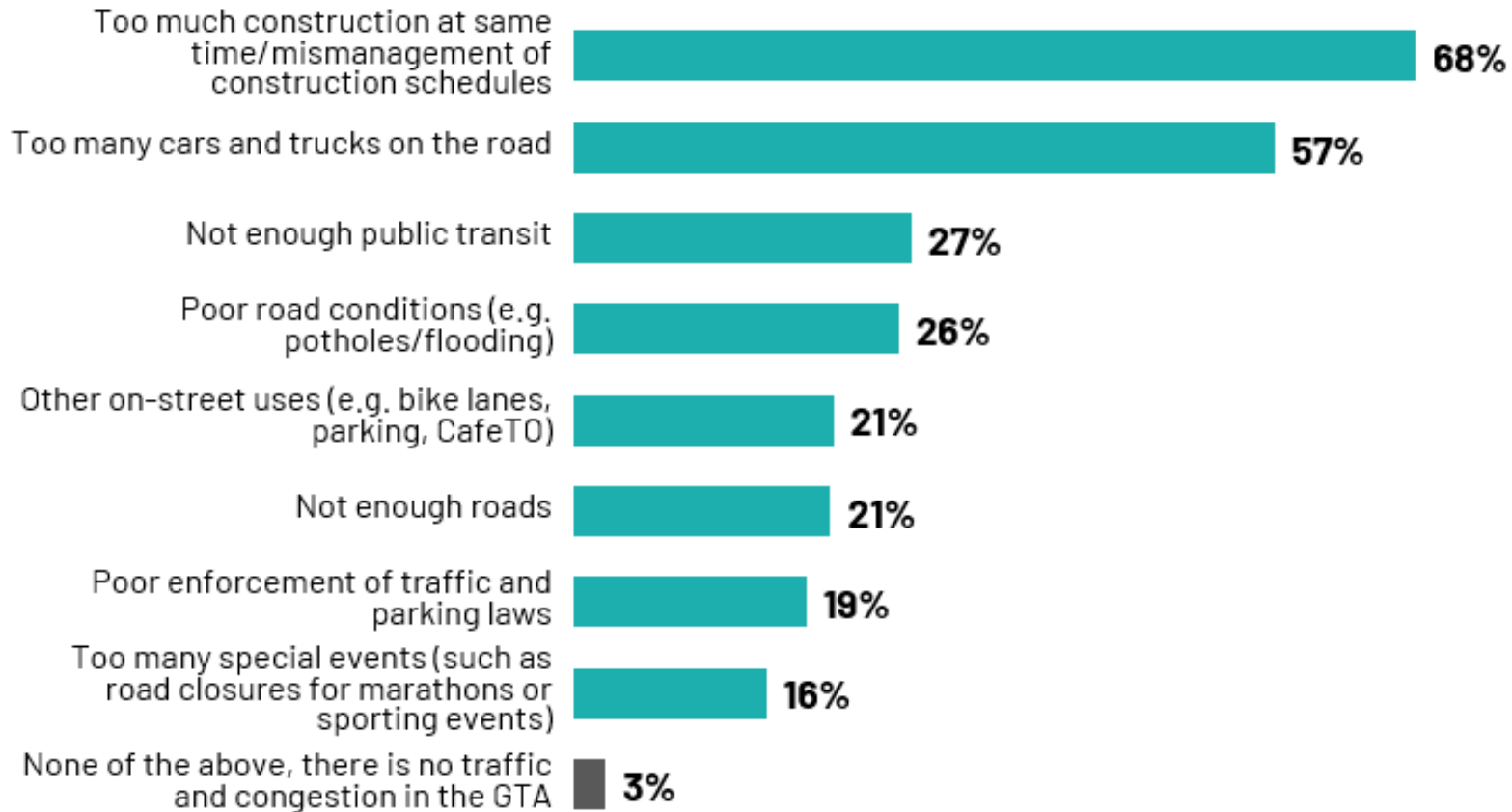
WHICH OF THE FOLLOWING HAVE YOU AVOIDED DOING BECAUSE OF ROAD AND TRAFFIC CONGESTION IN GTA?



Residents – especially drivers – cite construction as the #1 cause of congestion.

68% see construction as the main reason for congestion

WHAT DO YOU THINK ARE THE MAIN REASONS WHY THERE IS TRAFFIC AND CONGESTION IN THE GTA?



Base: All respondents (n=1000)

© Ipsos | Traffic and Congestion Survey | June 2024

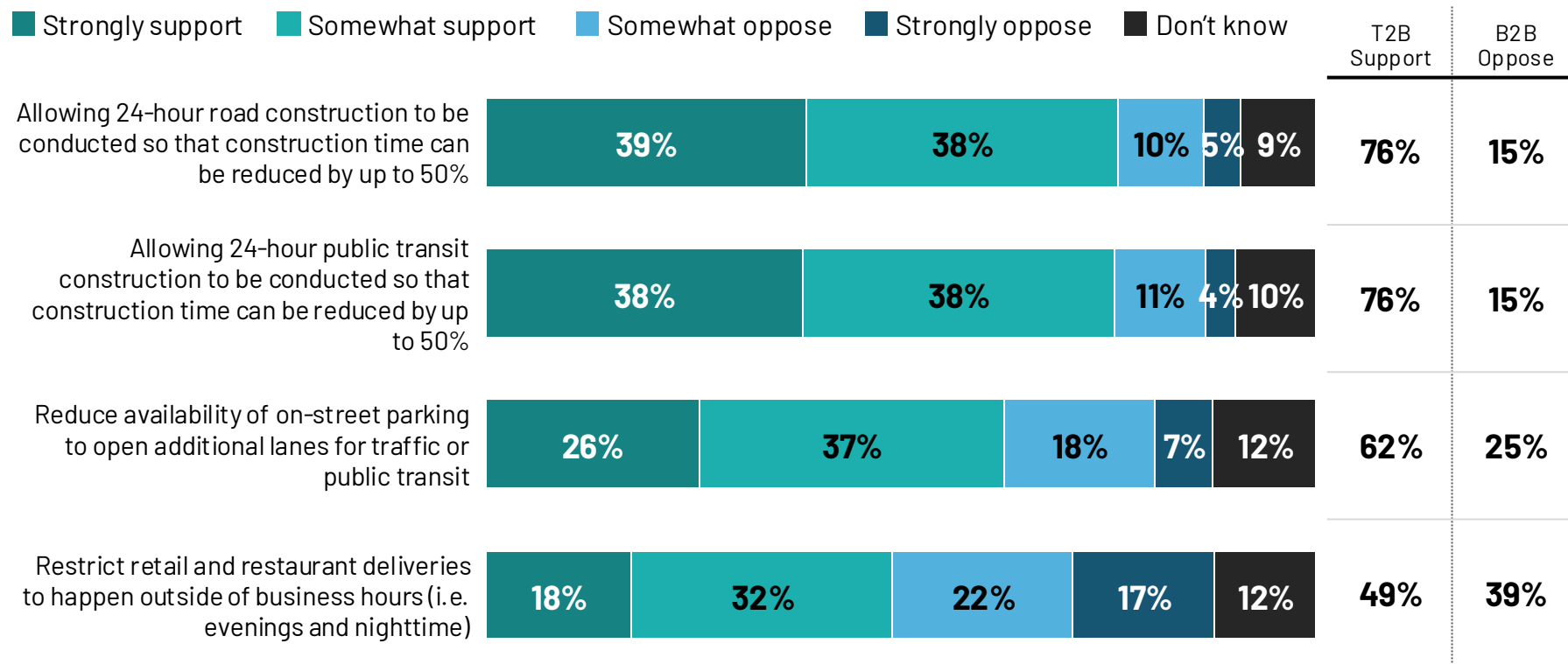
Residents are seeking immediate relief –
even if it's disruptive.

Even if it's in their neighbourhood.

76% support 24-hour road & public transit construction in the GTA

- Three-quarters (76%) support 24-hour road construction or public transit construction to be conducted so that construction time can be reduced by up to 50%, with almost four in ten strongly supporting these.
- Drivers show stronger support for 24-hour road construction (79%) than non-drivers (72%).
- Almost eight in ten residents who are very/somewhat concerned about congestion in the GTHA support 24-hour road construction (79%) compared to those who are not very/not at all concerned (63%).

TO WHAT EXTENT DO YOU SUPPORT OR OPPOSE THE FOLLOWING WAYS TO REDUCE TRAFFIC CONGESTION IN THE GTA?

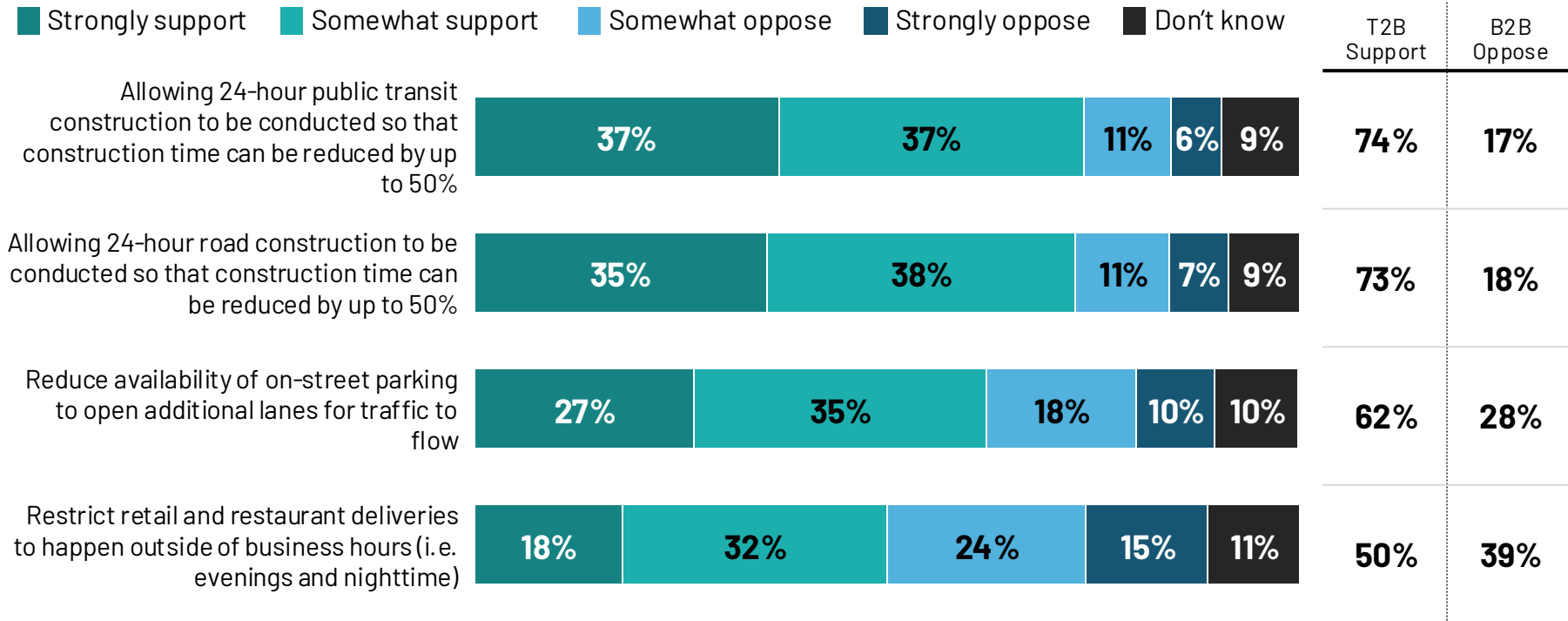


Base: All respondents (n=1000)

74% still support 24-hour road and public transit construction in their neighbourhood

- Those who are very/somewhat concerned about congestion in their neighbourhood are more likely to support all measures listed to reduce congestion in their neighbourhood.
- For example, support 24-hour road or public transit construction (76%, vs. those not concerned, 59%).
- Those who drive/carpool (76%) are more likely to support 24-hour road construction than non-drivers (69%) in their neighbourhood.

TO WHAT EXTENT DO YOU SUPPORT OR OPPOSE THE FOLLOWING WAYS TO REDUCE TRAFFIC CONGESTION IN YOUR NEIGHBOURHOOD?



Base: All respondents (n=1000)